


LUMI\*NAIRE 2  
Innov-is XP2

LIGHT YEARS BEYOND

brother  
at your side



# LUMINAIRE 2

Innov-is XP2

## LIGHT YEARS BEYOND

---

Presenting the Luminaire 2 Innov-is XP2. Now you can enjoy all of the advanced features of the original Luminaire XP1, such as revolutionary StitchVision Technology, plus brilliant new quilting innovations and app-based features available from your mobile devices. Sewing technology has just gone from light years ahead to light years beyond.



## STITCH PRECISION WITH STITCHVISION TECHNOLOGY

Achieve precise placement of your stitches and embroidery designs with the industry-first StitchVision Technology. Experience more accuracy than ever before as stitches and decorative stitching designs can be projected right on your fabric.

### SEEING IS BELIEVING!

Choose your desired sewing stitch and watch in amazement as the stitch is projected onto the 5" x 3" virtual preview area.\*

5" x 3"  
Virtual Preview  
Area

\*In some cases, there may be some difference between the projector view and actual embroidery stitch-out, based on materials used.



### DUAL PURPOSE STYLUS

Use the innovative Dual Purpose Stylus to make adjustments to your stitches directly on your fabric for even more accuracy than ever before. Adjust your stitch width, length, and left/right shift using the revolutionary stylus. Want to choose a different stitch? Easily switch your stitch design by pressing the left or right arrow keys using the stylus.


New to the Luminaire 2 XP2, you can now change the background colour of your preview area to white, black or grey.

Dual uses for maximum efficiency. The soft tip on the other side of the stylus works on the LCD display, allowing you to select, move, or enhance projects directly on the screen.



### GUIDELINE MARKER LINE AND GUIDELINE MARKER GRID

The 5" x 3" virtual preview area also displays a guideline marker in single, double, angled, and gridlines. Use gridlines for creating multiple rows of parallel stitching, pin tucks, hems, curtain rod pockets, decorative stitches, cross hatch quilting, or smocking.



When creating mitered corners, sashing strips, Y seams, diamond cross hatching, or square corners, use the projector to preview your angle lines.

## STITCHVISION TECHNOLOGY FOR MORE PRECISE PLACEMENT OF EMBROIDERY DESIGNS

Use the StitchVision Technology for virtually perfect placement of your embroidery design. After choosing an embroidery design, select the StitchVision Technology icon on the LCD display to see your embroidery design projected on your hooped fabric, allowing you to get a realistic preview before you begin embroidering.\*

See Your Designs  
**PROJECTED**  
on Fabric

\*In some cases, there may be some difference between the projector view and actual embroidery stitch-out, based on material used.

### EASY-TO-VIEW EMBROIDERY POINTER

A built-in embroidery pointer is shown on your fabric. Three colour choices ensure visibility, regardless of fabric colour, and eliminates the need to mark fabric with messy chalk. The pointer can show the centre of your embroidery design as well as the needle drop position on the fabric.



See Your  
**NEEDLE DROP**  
POSITION



## LARGE 10.1" HD LCD TOUCH SCREEN DISPLAY WITH CAPACITIVE TECHNOLOGY

The simple and intuitive 10.1" capacitive touch screen works like a tablet with familiar sliding, swiping, scrolling and pinch-to-zoom for viewing detailed steps, categories and designs. The user interface offers large, defined crystal-clear icons, and colour navigation for easy viewing.



### BUILT-IN INSTRUCTIONAL MANUAL AND TUTORIAL VIDEOS

Built-in HD tutorials make learning easy! View over 40 tutorial videos, or stream your own creations using the industry-standard MP4 format.



### ZOOM AND ADJUSTMENT FEATURES

View your creations in crisp, vivid colour and watch them become larger than life with the zoom function of up to 1600% within My Design Center, and up to 400% in other modes. Easily adjust your design by rotating in 0.1 degree increments.

### ENHANCED LED LIGHTING

Your projects will radiate with the enhanced machine lighting, now more brilliant than ever before! The powerful, high-colour LED lighting keeps your workspace bright and clear with less shading to make it easier on your eyes and keep your focus on your project. Regulate the brightness between five settings, including an "off" mode to find your ideal level.

10.1"  
1280 x 800  
Resolution

## EXPANSIVE WORKSPACE AND EMBROIDERY AREA

### 65 SQUARE INCHES OF WORKSPACE - 13.1" NEEDLE TO ARM

With the powerful combination of the large 65 square inches of workspace - the largest of any Brother machine - and the generous 13.1" needle to arm span, projects of any size are easily managed. Our largest needle to arm is a dream for any sewer, embroiderer, crafter or quilter, with the ability to easily accommodate a rolled king-size quilt.

### LARGE 10 5/8" X 16" FRAME

The 10 5/8" x 16" frame - the largest that Brother currently offers - efficient rubber plates on both sides of the inner frame to hold fabric securely, along with an inventive Spring Lever Release for ease of use. Never use clamps again!



Spring Lever  
Release  
**NO CLAMPS  
NEEDED!**

### ENHANCED ACCUTRAC EMBROIDERY SYSTEM

Engineered for superior stitch quality. Our advanced AccuTrac embroidery system has been enhanced to offer more embroidery arm support in both horizontal and vertical directions.





**Camera Detecting Buttonhole Feature**  
Need to create a buttonhole for a shirt, jacket or blouse? InnovEye Plus Technology can detect the position of the buttonhole foot and automatically create the correct size buttonhole up to 47mm. When using the innovative stabilizer plates, the fabric is held securely, eliminating any fabric twisting.



**One Action Needle Plate**  
Allows for quick needle plate changes without the use of a screwdriver. No need to remove your extension table, embroidery unit, or accessory tray. With a simple press of the lever, you can switch plates for sewing or quilting. Features angled lines for placement of fabric pieces in 45, 60, 90 and 120 degrees - perfect for quilters!

**Non-Reflective Matte Finish**  
Scratch-resistant surface helps to reduce glare and allows smooth fabric feeding.

**Enhanced InnovEye Plus Technology**  
Experience a large viewing area and fast scanning.

**Easy-to-View Embroidery Pointer**  
A built-in embroidery pointer is shown on your fabric. Three colour choices ensures visibility, regardless of fabric colour, and eliminates the need to mark fabric with messy chalk. The pointer can show the center of your embroidery design as well as the needle drop position on the fabric.

**Revolutionary StitchVision Technology**  
An intelligent projection of light for virtually perfect stitch placement and more precise previews.

**192 Built-in Embroidery Designs**  
Featuring Disney•Pixar characters.

**Powerful LED Lighting**  
Clear, bright and adjustable for perfect clarity and less shading.

**1,322 Built-in Embroidery Designs**

**670 Decorative Stitches**  
Including 10 Disney sewing stitches.



**Bobbin Winding with Five Different Levels**  
Convenient way to set the bobbin to fill up to one of the five settings.



**Accessory Case**  
Designed to fit within the arm of the Luminaire 2 XP2. Keep all your tools neatly organized and out of your way when not in use.

**Large 10.1" Capacitive Touch Screen**  
Works like a tablet with familiar scrolling, pinching, and sliding.

**Wireless LAN Connectivity - My Stitch Monitor Mobile App**  
Walk away from your machine and be notified via your iOS and Android™ mobile device when you need to change threads or if your project has finished stitching.

**Adjustable Presser Foot Knee Lifter**  
Adjust the lever in three angles for ideal sewing position. Adjust the presser foot in four different heights.

**Large 10 5/8" x 16" Frame**  
With Spring Lever Release.

**My Design Snap Mobile App for Image Transfer**

Transfer images wirelessly with the My Design Snap mobile app. Select a picture of line art or an illustration from your iOS or Android™ mobile device and send it directly to the Luminaire 2 XP2 through your wireless network. Personalization and customization are now available in seconds. Select, Send, Edit and Create.

**LUMINAIRE 2**  
Innov-is XP2

# QUILT BROIDERY

Are you a quilter who wants to dabble in embroidery or an embroiderer who wants try their hand at quilting? The Luminaire 2 XP2 has five options of two-colour quilting sash designs, perfect for eye-catching, colourful borders. Building upon the sensation of the auto-split designs, enjoy five hexagon shapes to give you more options and then choose from either single or triple stitch for quilt sashing to let your stitches stand out on your projects. We call it “Quiltbroidery!” Here are some features quilters will love.



## BUILT-IN HEXAGON SHAPES FOR AUTO SPLIT- SASH

Five hexagon shapes that give you more options for your embroidery/quilting projects!



## ONE-ACTION RELEASE NEEDLE PLATE

With a simple press of a lever, you can switch plates for sewing or quilting. The needle plate also has angled lines for placement of fabric pieces in 45, 60, 90 and 120 degrees, perfect for quilters!



## TWO-COLOUR QUILTING SASH DESIGNS

Expand your creative output by selecting from five two-colour quilting sash designs - perfect for eye-catching, colourful borders.




## AUTO-SPLIT OF LARGE QUILTING SASHES

Easily connect your patterns for beautiful quilt borders! Just choose the size of your border and the size of your hoop, and the Luminaire 2 XP2 will automatically split the designs in multiple hoopings. Or, use the Brother-exclusive Hoopnetic Magnetic Sash Frame to simply slide the fabric to the next area to be embroidered.




## TRIPLE STITCH OPTION FOR QUILTING SASH PATTERNS

Choose from either single or triple stitch for quilt sashing giving more thickness to your stitches and to let them stand out on your project.



## PATENT-PENDING BROTHER-EXCLUSIVE HOOPNETIC MAGNETIC SASH FRAME

Hoop thick materials with ease. Avoid fabric shifting and the need to rehoop the fabric when connecting designs or embroidering large areas. Just slide the fabric on the frame for the next area to be embroidered. Perfect for quilts! (Additional purchase required)



## MUVIT DIGITAL DUAL FEED SYSTEM

Feeding fabric has never been smoother! Powerfully feed fabric from the top and bottom, and sew precise, uniform stitches on a range of fabrics!



## ECHO QUILTING

Add creative and supple ripple effects to your embroidery designs. Surround any embroidery design with beautiful decorative stitches that can enhance any project.



## FOLDABLE SPOOL THREAD

With the flip of the lid, the Luminaire 2 XP2 becomes its own workspace with the addition of a magnetic two-spool foldable thread stand where you can add king thread spools for those big projects!



## HAND QUILTING STITCHES IN THREE LENGTHS - SASHIKO STYLE

A “hand type” quilting stitch that creates the effect of hand sewing only with forward-motion stitches. This gives greater control for cornering and echoing of quilt designs and blocks.



## NEEDLE POINT PROJECTION FOR FREE-MOTION QUILTING

A better way to guide your free-motion quilting, the projected drop light places a pinpoint projection directly where your needle drops on the fabric. This gives you precise placement for every stitch.

## ENHANCED INNOVEYE PLUS TECHNOLOGY – WIDE VIEW AND FAST SCANNING IN HIGH RESOLUTION

It's like having a built-in camera and scanner! The InnovEye Plus Technology gives you a precise and accurate experience. The ability to scan the entire embroidery area provides virtually endless creative options and helps take the guesswork out of your projects.



See Your  
Designs  
UP CLOSE

InnovEye Plus Technology has fast scanning speeds, so you can spend more time creating and less time waiting.

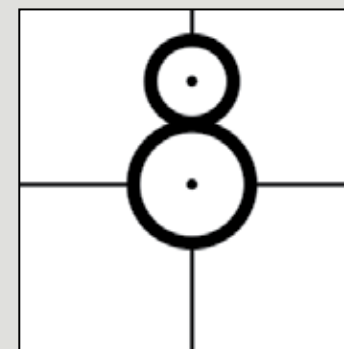


LIVE MAGNIFIED IMAGE  
WITH UP-CLOSE VIEWER



### END POINT SEWING FUNCTION

Utilizing the built-in camera-like feature in the InnovEye Plus Technology, you can now stop your stitch in the perfect place by just placing the Snowball End Point Sewing Sticker on your project.



### SNOWMAN EMBROIDERY POSITIONING MARKER

Paired with InnovEye Plus Technology to automatically position the design for precise embroidery placement. Choose from nine options for alignment of embroidery designs.



## MY DESIGN CENTER – MAKE YOUR PROJECTS UNIQUE

My Design Center integrates with our industry-first InnovEye Plus Technology to offer design capabilities at your fingertips, all without a PC. There are so many ways to create custom personal works of art – and a really fun way to create embroidery!

Draw or doodle directly on the LCD display and watch it spring to life in the large drawing area. Or, use the industry-first Scanimation Scanning Frame to scan drawings, line art, handwriting, or printed clip art and have it transformed into embroidery data. Or, import a JPEG using the USB port, and watch in amazement as the image is turned into stitch data using just the machine.

CREATE  
Custom  
Works  
of Art



1. Scan it
2. Convert it
3. Embroider it

### CUSTOM DRAW


Use the Scanimation Scanning Frame or draw directly on the LCD display to create your own unique patterns.

### STIPPLING

Get the look of complicated freehand stippling without the use of software or stitch regulation!

### MY DESIGN CENTER DECORATIVE FILL OPTIONS

Enjoy more designs with the Brother-exclusive My Design Center with 42 decorative fill options inspired by geometric shapes, basket weaves, leaves and bubbles.



## CONTROL AT YOUR FINGERTIPS

### MY STITCH MONITOR MOBILE APP

Enable wireless LAN connectivity between your PC and the Luminaire 2 XP2 to keep track of your embroidery with the My Stitch Monitor mobile app on your iOS or Android™ device. Walk away from your machine and be notified via your mobile device when you need to change threads or if your project has finished stitching.

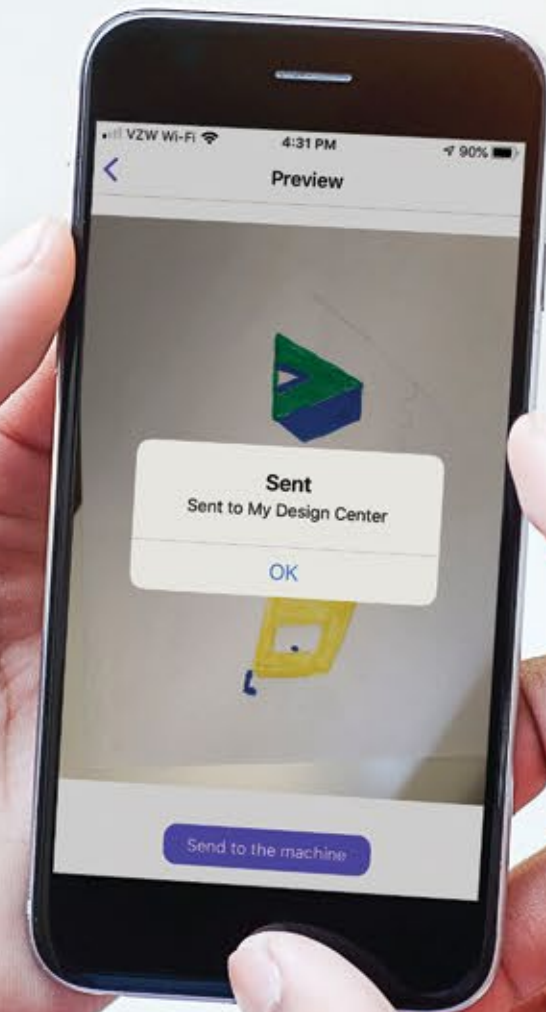


### MY DESIGN SNAP MOBILE APP FOR IMAGE TRANSFER

Transfer images wirelessly with the My Design Snap mobile app. Select a picture of line art or an illustration from your iOS or Android™ mobile device and send it directly to the Luminaire 2 XP2 through your wireless network. Personalization and customization are now available in seconds.



SELECT.  
SEND.  
EDIT.  
CREATE.



# OVER 1,300 BEAUTIFUL EMBROIDERY DESIGNS



Let your imagination and creativity run wild with the extensive library of over 1,300 built-in embroidery designs, including Disney, Anna Aldmon, Zundt, Zentangle, and Pierre Joseph Redouté.

## DISNEY IS IN OUR DNA

The Luminaire 2 XP2 has the magic of 192 Disney embroidery designs built right in. Plus, get exclusive access to a constant parade of Disney and Disney•Pixar embroidery designs through the iBroidery.com Download Center.†



192  
Built-in Disney  
Embroidery  
Designs

†Additional purchase required.

## FAST EMBROIDERY COMPLETION SPEEDS

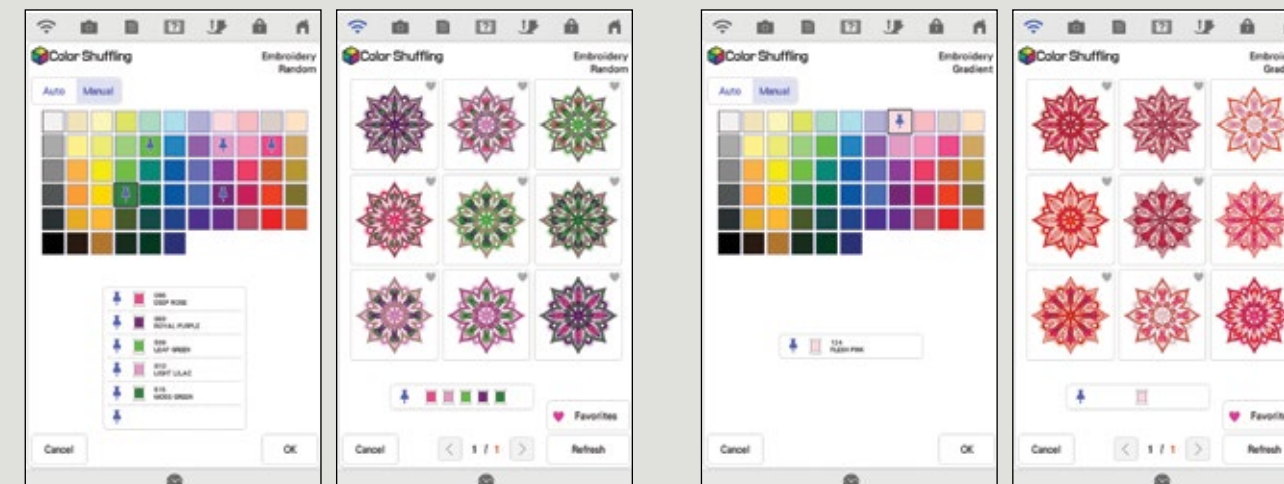
Enjoy embroidery speeds comparable to a 10-needle embroidery machine with speeds up to 1,050 stitches per minute.

## ENHANCED THREAD COLOUR PALETTES

Our already generous thread colour palette has been enhanced with the addition of Iris, Floriani, Pacesetter Pro, and Polyfast brands.

## COLOUR SHUFFLING 3 FUNCTION FOR EVEN MORE COLOUR POSSIBILITIES

Love a certain colour scheme? Not sure how to combine colours? Use the pin function in Random and Gradient modes to ensure your favorite colours are included in your shuffle. Now, enjoy even more options with our enhanced colour palettes.



Random Mode

Gradient Mode

## ACCESSORIES TO ENHANCE YOUR LUMINAIRE 2 XP2 EXPERIENCE

Each accessory has been carefully chosen to give you the best tools to complete your projects. Plus, we offer a range of optional accessories you can choose from to enhance your experience even more.

### INCLUDED ACCESSORIES:

#### FOUR FRAMES, INCLUDING OUR LARGEST FRAME TO DATE

Embroider monograms and other small designs with the 4" x 4" frame. Use the 5" x 7" frame for clothing embellishment or choose the 10 5/8" x 10 5/8" hoop for quilts and jacket backs. Accommodate your largest designs on the 10 5/8" x 16" frame - our largest frame to date.

#### 16 DIFFERENT SEWING AND EMBROIDERY FEET

Choose from a wide array of feet, including a free-motion quilting "C" foot, a free-motion echo quilting "E" foot and a 1/4" piecing foot for effortless quilting. Plus, the included industry-first camera detecting buttonhole foot can detect the button and automatically determine what size buttonhole to make.

#### STRAIGHT STITCH NEEDLE PLATE

Easily and quickly switch your needle plate for sewing or quilting with a simple press of a lever - no screwdriver needed.

#### ACCESSORY CASE

Designed to fit within the arm of the Luminaire 2, the accessory case will keep all your tools neatly organized and out of your way when not in use.

#### DUAL KING SPOOL THREAD STAND

Need room for more thread? Create more work space with a flip of the lid. Easily attach the included magnetic stand, which can fit two king-sized spools of thread. This space-saving innovative stand helps ensure proper thread delivery, and also helps prevent broken and distorted stitches and uneven tension.

#### ADJUSTABLE PRESSER FOOT KNEE LIFTER

Adjust the lever in three angles for your ideal sewing position. Adjust the presser foot in four different heights.

#### MULTI-FUNCTION FOOT CONTROLLER

Multi-function foot pedal with heel kick and side pedal. Control up to three functions from the foot pedal

### OPTIONAL ACCESSORIES:

#### MAGNIFYING LENS

- The magnifying lens easily attaches to your Luminaire 2 XP2 and has two layers/powers that you can easily flip down to see without having to enlarge vision for perfect needle placement for stitching.

#### PATENT-PENDING BROTHER-EXCLUSIVE HOOPNETIC MAGNETIC SASH FRAME

- Hoop thick materials with ease. Avoid fabric shifting and the need to rehoop the fabric when connecting designs or embroidering large areas. Simply slide the fabric on the frame for the next area to be embroidered.

#### OPTIONAL QUILTING FEET FOR MUVIT

- Stitch in the Ditch Dual Feed Foot
- 1/4" Dual Feed Foot
- Open-Toe Dual Feed Foot

#### PE-DESIGN 11 and PE-DESIGN 11 UPGRADE

#### PERSONAL EMBROIDERY AND SEWING DIGITISING SOFTWARE

- Enable wireless LAN connectivity between your PC and Luminaire 2 XP2 to send embroidery designs back and forth wirelessly
- PE-DESIGN 10 owners can purchase PE-DESIGN 11 Upgrade for more quilting features, improved user interface, enhanced PhotoStitch capabilities, and all the features of PE-DESIGN 11

#### WIDE EXTENSION TABLE

- 26" W x 16" D extension table for large sewing and quilting projects.
- Features adjustable table legs and an on-board ruler.

#### SCANNCUT DX SDX1200 CUTTING MACHINE

- Industry-first blade sensor technology to detect the thickness of the material.
- PES/PHC/PHX file readability (reads most).



QUILT  BROIDERY

brother  
at your side