




Innov-is F440E

The Innov-is F440E is an embroidery only machine with intuitive technology and impressive built-in designs. Its wide range of versatile functions allows you to add colour and design to almost any project. Built in fonts means you can also monogram items with ease.

- Advanced needle threader
- Quick-set bobbin and winder
- User-friendly LCD screen
- Plus much more!

Discover the magical world of embroidery

Express your creativity in unlimited ways with the Innov-is F440E. With a host of features to save you time and effort, adding that special touch to your projects has never been so easy.



Bobbin winding system

Fast and simple threading make winding bobbins quick and easy.




Drop-in bobbin

Just drop-in a bobbin and you're ready to embroider.



Advanced needle threading system

Effortlessly thread the needle by simply lowering the lever.



Automatic thread cutter

Automatically cut upper and lower threads.



Bright LED Lighting

Illuminate your workspace with ease.



LCD screen

All embroidery information displayed on a clear, colour backlit screen.

Elegant embroidery makes for truly unique masterpieces. Personalise and embellish your projects with up to 650 stitches per minute to add beautiful decorative embroidery and lettering.




Large embroidery area (180 x 130 mm)

The embroidery machines have a large embroidery area so you can express your creative ideas and make even bigger and more intricate designs.




USB port

Transfer and save embroidery designs easily using a USB device.



138 built-in embroidery designs

Choose from a wide variety of florals, animals, geometrics and seasonal designs. With our built-in designs, you can start embroidering right away.



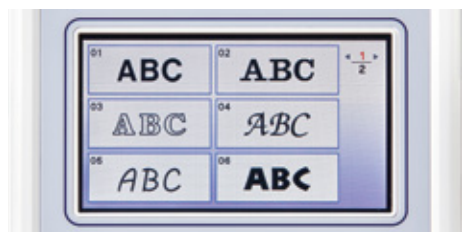
Patterned frame shapes

Put the finishing touch to your embroidery with an elegant frame. Choose from 10 frame shapes and 14 stitch types for an overall total of 140 combination patterns available. Combine with lettering to create unique and stylish monograms.



Edit embroidery on screen

Easily adjust the size, rotation or mirror embroidery patterns with the touch of a button.



Built-in font styles

Easily personalise your sewing and embroidery projects by choosing from 11 built-in font styles, available in 3 sizes.



Text editing functions

Add multiple lines of text and align it to the left, centre or right. Text rotation and font selection are also available from one single editing panel.

Additional features in detail:

- **Combine embroidery patterns**
This function enables embroidery patterns to be combined or lettering to be added to a design.
- **Thread sensor**
The Innov-is F440E is equipped with upper and lower thread sensors that alert you when thread is broken or has run out.

Make a lasting impression.



Optional accessories



10 Spool Thread Stand (TS1)

Thread stand conveniently holds up to 10 spools of thread of varying sizes. Each thread has its own thread guide and a thread locking system to keep loose ends in place when not in use.



Brother Embroidery Thread

Select from Brother's genuine range of satin and matt thread sets.



PE-Design (embroidery machines)

Brother's embroidery design software PE-Design offers powerful features to suit both beginners and professionals alike.



Frames

300mm x 130mm Multi-positional frame
100mm x 100mm Embroidery frame
60mm x 20mm Embroidery frame



Stabilizer material for embroidery



Water soluble stabilizer

Contact :



Shop 2, Hyde Park
Centre, Kings Road
Townsville QLD
PH: 07 47716255

177 Brisbane Road
Mooloolaba QLD
PH: 07 5302-6944

1 Hampshire Road
Glen Waverley VIC
PH: 03 9561 9643

brother
at your side



/brotheraustralia



/brotherau



www.brother.com.au